

OPD15 VNA battery truck (man-down)

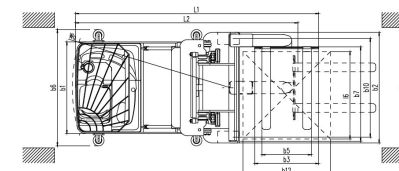
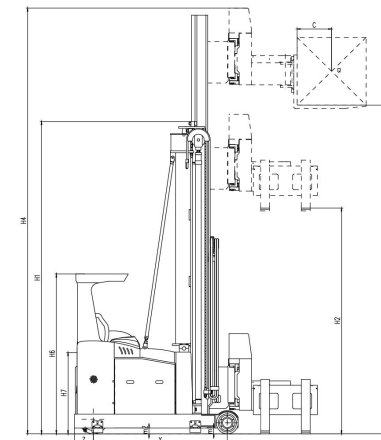
Characteristics

1. AC power system;
2. Thumb hydraulic operation handle;
3. EPS (electric powered steering) system;
4. Electromagnetic control valve;
5. Multifunctional instrument, which can display parking brake, driving direction, hour meter, driving speed, fault code, etc;
6. Super capacity battery;
7. It is applicable for a channel width with only 1.6m;
8. High elastic shock absorption seat;
9. ZF gearbox from Germany;
10. Adjustable steering wheel;
11. Side pull battery for convenient and quick battery replacement.

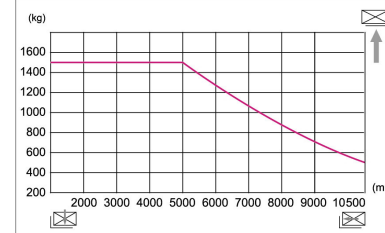


Product characteristics table		
Characteristics		
1.1	Model	OPD15
1.2	Operator type	Seated
1.3	Rated capacity	Q(kg) 1500
1.4	Lift height(Max.)	H3(mm) 10500
1.5	Load capacity at the highest	Kg 550
1.6	Service weight with battery	Kg 7510
1.7	Load center	c(mm) 600
1.8	Front overhang	x(mm) 160
1.9	Wheel base	y(mm) 1840
1.10	Rear overhang	z(mm) 260
Wheels		
2.1	Wheels type	PU
2.2	Wheels size(Front)	mm 300X164
2.3	Wheels size(Rear)	mm 406X152
2.4	Wheel quantity (Front/Rear)	2/1X
2.5	Front wheel base	b10(mm) 1360
Dimension		
3.1	Mast lowered height	H1(mm) 4640
3.2	Mast extend height	H4(mm) 11800
3.3	Free lift height	H2(mm) 3540
3.4	Overhead guard height	H6(mm) 2200
3.5	Seat height	H7(mm) 1120
3.6	Overall length	L1(mm) 3340
3.7	Vehicle length to face of forks	L2(mm) 3050
3.8	Overall width	b1/b2(mm) 1260/1520
3.9	Fork size(Thickness/width/length)	s/e/l(mm) 45X125X1250
3.10	Fork carriage ISO2328_class/type	2/A
3.11	Fork carriage width	b3(mm) 880
3.12	Width across forks	b5(mm) 845
3.13	Width across guide rollers	b6(mm) 1600
3.14	Lateral extension distance	b7(mm) 1300
3.15	Ground clearance at the mast	m1(mm) 80
3.16	Ground clearance,center of wheelbase(laden)	m2(mm) 80
3.17	Min.aisle width for pallets 1200 × 1200mm,clearance 200mm	Ast(mm) 1800
3.18	Min.aisle width for pallets 1000 × 1200mm,clearance 200mm	Ast(mm) 1800
3.19	Min.aisle width for pallets 1000 × 1000mm,clearance 200mm	Ast(mm) 1700
3.20	Min.aisle width for pallets 800 × 1200mm,clearance 200mm	Ast(mm) 1700
3.21	Turning radius	Wa(mm) 2170
Performance		
4.1	Travel speed,laden/unladen	Km/h 8/8.5
4.2	Lift speed, laden/unladen	mm/S 200(330)/300(360)
4.3	lowering speed, laden/unladen	mm/S 400/300
4.4	Lateral extension speed,laden/unlade	mm/S 150/150
4.5	Service brake	Regenerative brake /hydraulic brake
4.6	Parking brake	Electromagnetic brake
4.7	Axle load(without load),front/rear	Kg 6640/ 2370
4.8	Axle load(with load),front/rear	Kg 4373/ 3137
Motor and battery		
5.1	Drive motor power,60min	Kw 7
5.2	Lifting motor power,15min	Kw 12(15)
5.3	Battery voltage/capacity,K5	V/Ah 48V/1000Ah
5.4	Battery weight	Kg 1680
Others		
6.1	Type of drive control	AC
6.2	Sound pressure level at driver' s ear	Db(A) ≤70
6.3	Steering type	Electronic steering

OPD15 Dimensions



Load Curve



ANHUI HELI CO., LTD.

Add / No.668, FangXing Road, Hefei, China
Fax / +86-551-63639966

Tel / +86-551-63639068(America); 63639258(Europe);
63639358(Asia); 63662105(Africa & Middle East);
63639530(Key Accounts Division); 63662105(Wheel loader)