

HELI

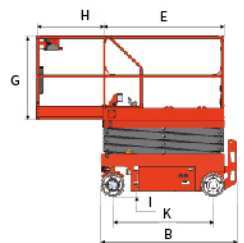
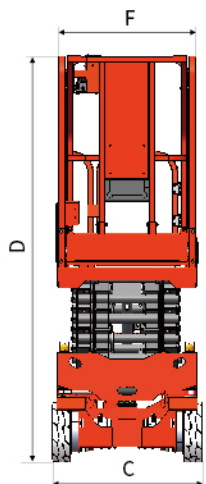
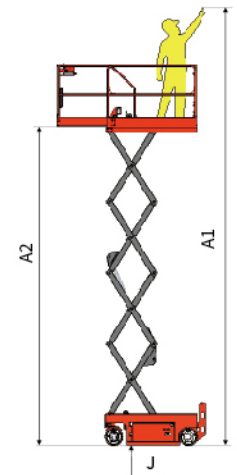
JS07

**Self Propelled Scissor
Type Aerial Work Platform**



Manufacturer's Data and Design Characteristics

Manufacture			HELI				
1.1	Model		JS0607	JS0607E	JS0607W	JS0607WE	
Dimension							
2.1	Max. working height	A1	m	7.8	7.8	7.8	7.8
2.2	Max. platform height	A2	m	5.8	5.8	5.8	5.8
2.3	Overall length	B	m	1.84	1.84	1.84	1.84
2.4	Overall width	C	m	0.76	0.76	0.81	0.81
2.5	Overall height (guardrail unfolded)	D	m	2.18	2.18	2.18	2.18
2.6	Overall height (guardrail folded)		m	1.84	1.84	1.84	1.84
2.7	Platform size (length x width)	E x F	m	1.65x0.76	1.65x0.76	1.65x0.76	1.65x0.76
2.8	Guardrail height	G	m	1.1	1.1	1.1	1.1
2.9	Extension size of platform	H	m	0.9	0.9	0.9	0.9
2.10	Ground clearance (retracted state)	I	mm	60	60	60	60
2.11	Ground clearance (lifting state)	J	mm	15	15	15	15
2.12	Wheelbase	K	m	1.36	1.36	1.36	1.36
Performance							
3.1	Max. number of workers (indoor / outdoor)			2/-	2/-	2/1	2/1
3.2	Rated capacity		kg	230	230	230	230
3.3	Rated capacity of extension platform		kg	120	120	120	120
3.4	Drive speed (retracted state)		km/h	0-4	0-4	0-4	0-4
3.5	Drive speed (lifting state)		km/h	0-0.8	0-0.8	0-0.8	0-0.8
3.6	Min. turning radius (inside)		m	0	0	0	0
3.7	Min. turning radius (outside)		m	1.55	1.55	1.55	1.55
3.8	Lifting /Falling time		s	18/28	18/28	18/28	18/28
3.9	Max. work slop (forward and backward / left and right)		°	3°/1.5°	3°/1.5°	3°/1.5°	3°/1.5°
3.10	Max. allowable wind speed (indoor / outdoor)		m/s	0/0	0/0	0/12.5	0/12.5
3.11	Max. allowable lateral force (indoor / outdoor)		N	400/0	400/0	400/200	400/200
3.12	Gradeability		%	25	30	25	30
3.13	Control type			Proportional control	Proportional control	Proportional control	Proportional control
3.14	Drive			Dual front wheels	Dual front wheels	Dual front wheels	Dual front wheels
3.15	Brake			Dual rear wheels	Dual front wheels	Dual rear wheels	Dual front wheels
3.16	Tyre size		mm	323*100	323*100	323*100	323*100
Power							
4.1	Lifting / driving motor power		kw	3.3	2.2/0.7x2	3.3	2.2/0.7x2
4.2	Battery voltage / capacity		V/Ah	6x4/225	6x4/225	6x4/225	6x4/225
4.3	Charger input voltage		VAC	100-240	100-240	100-240	100-240
4.4	Charger output current		A	36	36	36	36
4.5	Control voltage		VDC	24	24	24	24
Weight							
5.1	Overall weight		kg	1480	1480	1500	1500



Standard configurations

Proportional control	Extension platform	Emergency stop device	Intelligent danger alarm	Working timer	Emergency falling system	Automatic brake system	Action buzzer	repair safety arm
Manual brake release	Automatic fault diagnosis	Drive at all height	Charging action interlock	Auto-protection on holes on the ground	Working strobe warning light	Oil pipe explosion proof system	Anti-pinch system	Standard transportati on truck hole

Optional configurations

AC power to platform	Lithium battery	Platform anti-collision device	Pneumatic pipe to platform	Generator to platform	Intelligent interlock	Folding guardrail	Safety pedal switch	Platform working light
----------------------	-----------------	--------------------------------	----------------------------	-----------------------	-----------------------	-------------------	---------------------	------------------------



Repair safety arm



Split explosion proof valve



Rotary maintenance pallet



Small turning radius



Auto-protection on holes on the ground



Strong climbing ability



Emergency falling and dual flashing warning lights



ANHUI HELI CO., LTD.

Add / No.668, FangXing Road, Hefei, China

Fax / +86-551-63639966

Tel / +86-551-63639068(America); 63639258(Europe);
63639358(Asia); 63662105(Africa & Middle East);
63639530(Key Accounts Division); 63662105(Wheel loader)